

MOD:XEEC-1011-EPL



ENGLISH

TECHNICAL DATA

01 POWER	2,9 kW
03 FREQUENCY	50 / 60 Hz
04 POWER SUPPLY CABLE TYPE	H07RN-F
05 EXTERNAL Ø OF POWER SUPPLY CABLE	10 mm
06 VOLTAGE / POWER CABLE SECTION / CURRENT	220-240 V~1PH+N 3G x 1,5 mm ² Circuit Breaker 16 A I1=12,7 A - I2= - I3= - In=
10 WATER PRESSURE	50 kg
11 MAX FOOD LOAD	@ 200 kPa
13 WATER MAX CONSUMPTION	2.7 kW
02 NOMINAL HEAT INPUT	605x342x683 mm
18 CAVITY DIMENSIONS (W - D - H)	X3
20 IP PROTECTION CLASS	

ITALIANO

01 POTENZA	
03 FREQUENZA	
04 TIPO DI CAVO ALIMENTAZIONE	
05 Ø ESTERNO CAVO DI ALIMENTAZIONE	
06 TENSIONE / SEZIONE CAVI ALIMENTAZIONE / CORRENTE	
10 PRESSIONE ACQUA	
11 CARICA MAX CIBO	
13 CONSUMO MAX ACQUA	
02 POTENZA TERMICA NOMINALE	
18 DIMENSIONI CAMERA COTTURA (L - P - H)	
20 GRADO PROTEZIONE IP	

FRANCAIS

01 PUISSANCE ELECTRIQUE	
03 FREQUENCE	
04 TYPE DE CABLE D'ALIMENTATION	
05 Ø EXTERNE DU CABLE D'ALIMENTATION	
06 TENSION / SECTION CABLE D'ALIM.	
10 PRESSION DE L'EAU	
11 CHARGE MAXIMALE D'ALIMENT	
13 CONSOMMATION MAX DE L'EAU	
02 DEBIT THERMIQUE NOMINAL	
18 DIMENSIONS CHAMBRE DE CUISSON (L - P - A)	
20 INDICE DE PROTECTION IP	

ESPAÑOL

01 POTENCIA	
03 FRECUENCIA	
04 TIPO DE CABLE DE ALIMENTACION	
05 Ø CABLE EXTERNO DE ALIMENTACION	
06 TENSION / SECCION CABLES DE ALIMENTACION	
10 PRESION AGUA	
11 CARGA MAX. DE ALIMENTOS	
13 CONSUMO MAX DE AGUA	
02 POTENCIA TERMICA NOMINAL	
18 DIMENSIONES CÁMARA DE COCCIÓN (An - Pr - Al)	
20 GRADO DE PROTECCION IP	

DEUTSCH

01 ELEKTRISCHE LEISTUNG	
03 FREQUENZ	
04 ZULEITUNGSKABELTYP	
05 AUSSENDURCHMESSER DES VERSORGUNGSKABELS	
06 KABELQUERSCHNITT UND VERSORGUNGSSPANNUNG	
10 WASSERDRUCK	
11 MAX. SPEISENFASSUNGSVERMOGEN	
13 MAXIMUM WASSERVERBRAUCH	
02 NOMINALE WARMELEISTUNG	
18 GRÖÖBE DES KOCHKAMMERS (B - T - H)	
20 SCHTZART IP	

MOD:XEEC-1011-EPL



ENGLISH - DRAWINGS

1	TERMINAL BOARD COVER BOX
2	TERMINAL BOARD POWER SUPPLY
3	UNIPOTENTIAL TERMINAL
6	TECHNICAL DATA PLATE
7	SAFETY THERMOSTAT
8	3/4" THREAD WATER INLET
10	Rotor.KLEAN CONNECTION
11	CAVITY DRAIN PIPE
12	HOT FUMES EXHAUST CHIMNEY
13	ACCESSORIES CONNECTION
27	COOLING AIR OUTLET

ITALIANO - DISEGNI

1	SCATOLA COPRI MORSETTIERA
2	MORSETTIERA ALIMENTAZIONE
3	MORSETTO EQUIPOTENZIALE
6	TARGHETTA DATI TECNICI
7	TERMOSTATO DI SICUREZZA
8	INGRESSO ACQUA 3/4"
10	INGRESSO Rotor.KLEAN
11	SCARICO CAMERA DI COTTURA
12	USCITA FUMI CALDI
13	COLLEGAMENTO ACCESSORI
27	USCITA ARIA DI RAFFREDDAMENTO

FRANCAIS - ENCOMBREMEN

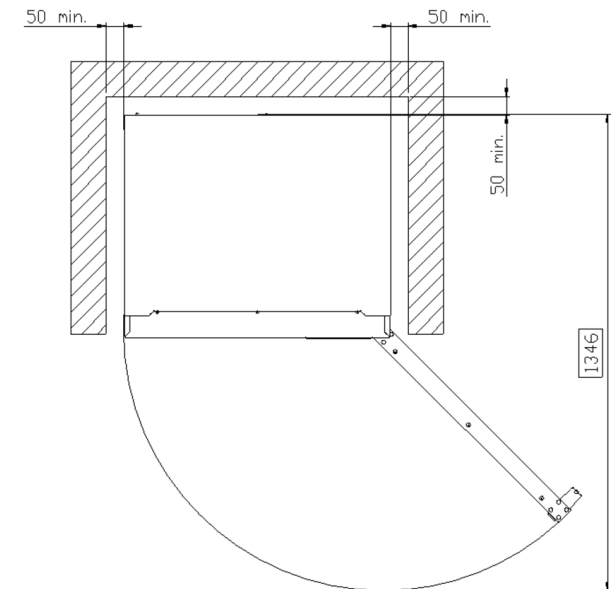
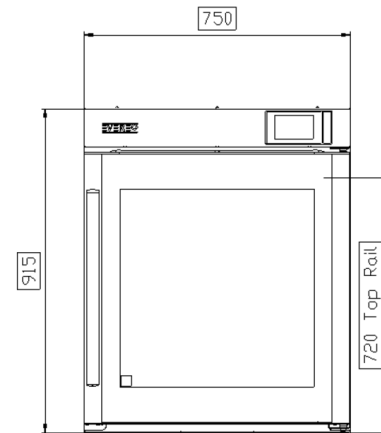
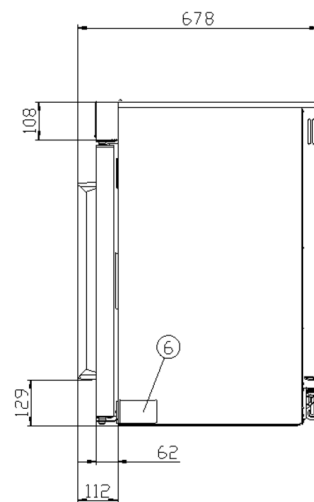
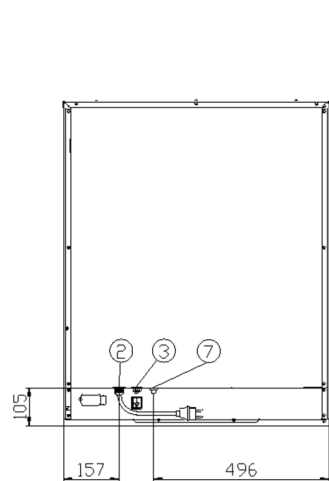
1	CHAUMARD
2	BOITE A BORNES D'ALIMENTATION
3	SUPPORT BORNE EQUIPOTENTIELLE
6	PLAQUETTE SEGNALETIQUE
7	THERMOSTAT DE SECURITE
8	ARRIVE D'EAU FIETL 3/4"
10	ENTREE Rotor.KLEAN
11	SORTIE DE L'EAU RACCORD
12	SORTIE DES FUMEEES CHAUDES
13	JONCTION DES ACCESSOIRES
27	SORTIE D'EAU DE REFROIDISSEMENT

ESPAÑOL - DISEÑOS

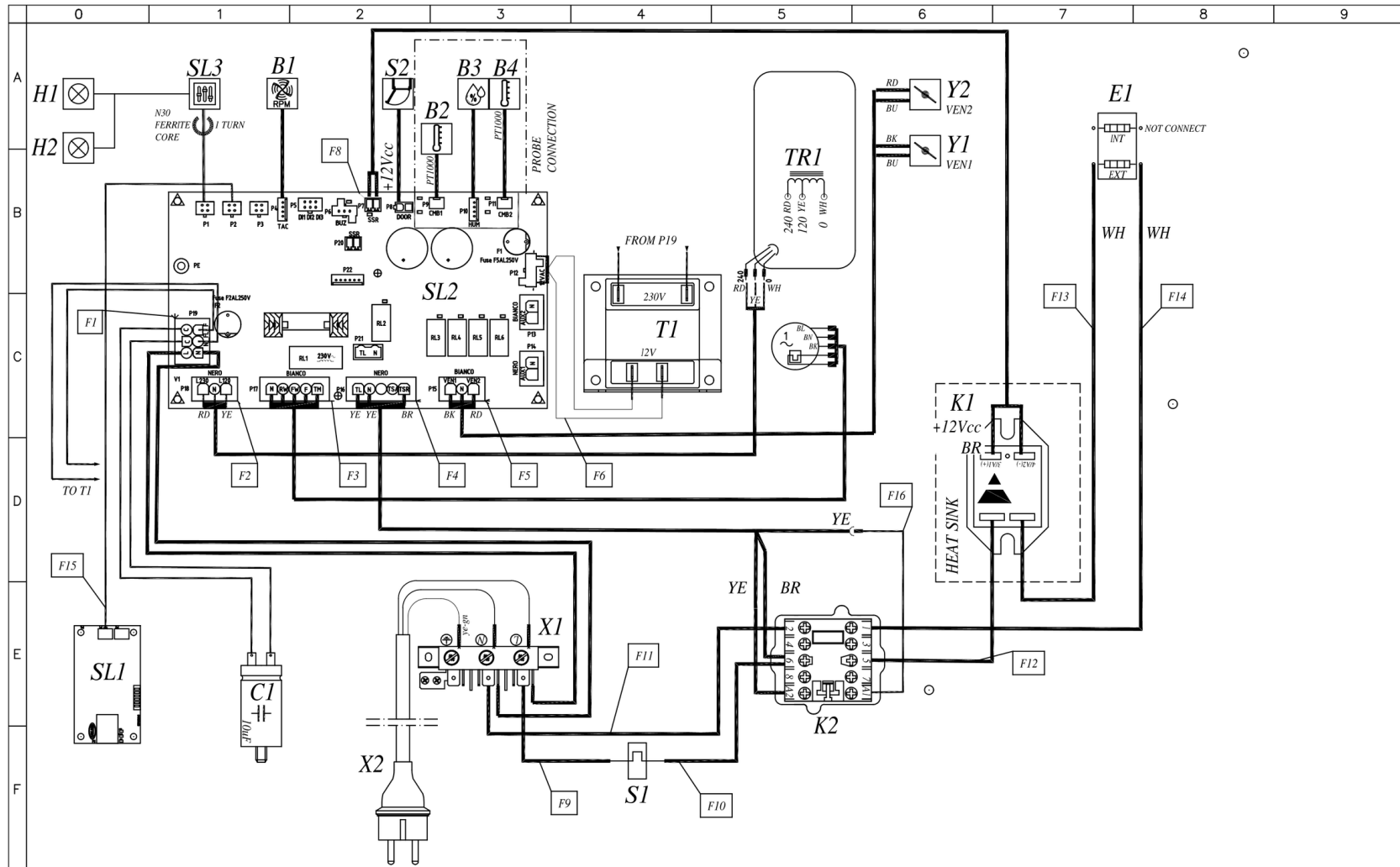
1	PASA CABLE
2	CAJA DE CONEXION
3	SEDE BORNE EQUIPOTENCIAL
6	TARJETA DE CARACTERISTICAS TECNICAS
7	TERMOSTATO DE SEGURIDAD
8	ENTRADA DE AGUA 3/4"
10	INGRESO Rotor.KLEAN
11	DESCARGA CAMARA DE COCCION
12	SALIDA HUMOS CALIENTES
13	CONEXION ACCESORIOS
27	SALIDA DEL AIRE DE ENFRIAMIENTO

DEUTSCH - ZEICHNUNGEN

1	KLEMMLEISTENANSCHLUSS
2	ZULEITUNGSKLEMMLEISTE
3	GLEICHPOTENTIELLE KLAMMER
6	TYPENSCHILD
7	SICHERHEITSTHERMOSTAT
8	WASSEREINZUG 3/4" GEWINDE
10	Rotor.KLEAN EINGANG
11	WASSERAUSLASS GEWINDE
12	ABZUGSHAUBE
13	ZUBEHÖRTEILENVERBINDUNG
27	KÜHLLUFTAUSTRITT



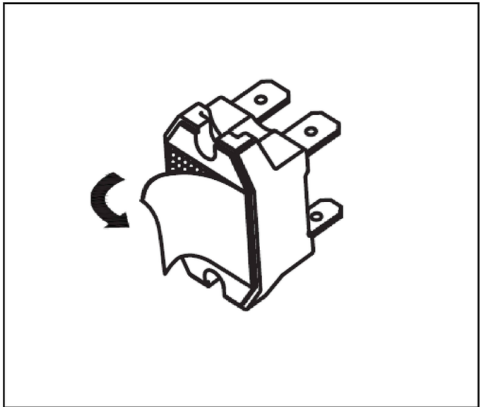

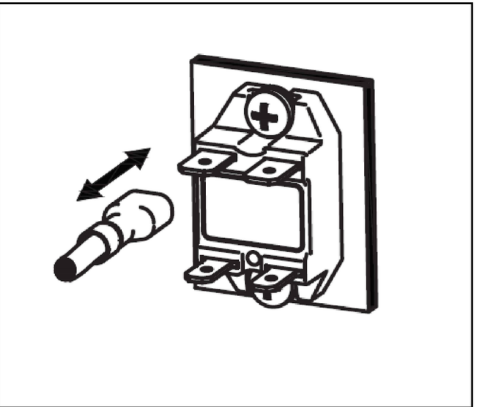
MOD:XEEC-1011-EPL



MOD:XEEC-1011-EPL



	0	1	2	3	4	5	6	7	8	9																																																																																																																								
A																																																																																																																																		
B																																																																																																																																		
C	<table border="1"> <thead> <tr> <th>Q</th> <th>ITALIANO</th> <th>ENGLISH</th> <th>FRANCAIS</th> <th>ESPAÑOL</th> <th>DEUTSCH</th> </tr> </thead> <tbody> <tr> <td>SL3</td> <td>SCHEDA CONTROLLO</td> <td>CONTROL BOARD</td> <td>CARTE DE CONTROLE</td> <td>TARJETA DE CONTROL</td> <td>KONTROLL PLATINE</td> </tr> <tr> <td>B1</td> <td>SENSORE VELOCITA MOTORE</td> <td>MOTOR SPEED SENSOR</td> <td>CAPTEUR DE VITESSE MOTEUR</td> <td>SENSOR DE VELOCIDAD MOTOR</td> <td>GESCHWINDIGKEITSSENSOR</td> </tr> <tr> <td>B2,B4</td> <td>SONDA CAMERA</td> <td>TEMPERATURE PROBE</td> <td>SONDE DE CHAMBRE</td> <td>SONDA CAMARA</td> <td>GARRAUMTEMPERATURFUHLER</td> </tr> <tr> <td>B3</td> <td>SONDA UMIDITA'</td> <td>HUMIDITY PROBE</td> <td>SONDE D'HUMIDITE</td> <td>SONDA DE HUMEDAD</td> <td>FEUCHTE PROBE</td> </tr> <tr> <td>E1</td> <td>ELEMENTO RISCALDANTE</td> <td>HEATING ELEMENT</td> <td>ELEMENT DE CHAUFFAGE</td> <td>RESISTENCIA DE CALEFACCION</td> <td>HEIZUNG</td> </tr> <tr> <td>H1,H2</td> <td>LUCE CAMERA</td> <td>OVEN LIGHT</td> <td>ECLAIRAGE DE CHAMBRE</td> <td>LUZ CAMARA</td> <td>BELEUCHTUNG</td> </tr> <tr> <td>M1</td> <td>MOTORE</td> <td>MOTOR</td> <td>MOTEUR</td> <td>MOTOR</td> <td>MOTOR</td> </tr> <tr> <td>S1</td> <td>TERMOSTATO SICUREZZA</td> <td>SAFETY THERMOSTAT</td> <td>THERMOSTAT DE SECURITE</td> <td>TERMOSTATO DE SEGURIDAD</td> <td>SICHERHEITS THERMOSTAT</td> </tr> <tr> <td>S2</td> <td>MICRO INTERRUPTORE PORTA</td> <td>DOOR MICROSWITCH</td> <td>MICROINTERRUPTEUR DE PORTE</td> <td>MICROINTERRUPTOR PUERTA</td> <td>TURKONTAKTSCHALTER</td> </tr> <tr> <td>X1</td> <td>CAVO ALIMENTAZIONE + SCHUKO</td> <td>POWER CORD + SCHUKO</td> <td>E'PINIE RE ET SCHUKO</td> <td>CABLE Y ENCHUFE SCHUKO</td> <td>KABEL UND SCHUKO-STECKER</td> </tr> <tr> <td>Y1,Y2</td> <td>DRY MAXY</td> <td>DRY MAXY</td> <td>DRY MAXY</td> <td>DRY MAXY</td> <td>DRY MAXY</td> </tr> <tr> <td>C1</td> <td>CONDENSATORE</td> <td>MOTOR CAPACITOR</td> <td>CONDENSATEUR</td> <td>CONDENSADOR</td> <td>KONDENSATOR</td> </tr> <tr> <td>K1</td> <td>MODULO SSR 25AMP</td> <td>SSR MODULE 25AMP</td> <td>SSR MODULE 25AMP</td> <td>MODULO SSR 25AMP</td> <td>SSR-MODUL 25AMP</td> </tr> <tr> <td>K2</td> <td>TELERRUTTORE</td> <td>CONTACTOR</td> <td>TELERUPTEUR</td> <td>TELERRUPTOR</td> <td>RELAIS</td> </tr> <tr> <td>SL1</td> <td>BRIDGE ETHERNET</td> <td>BRIDGE ETHERNET</td> <td>BRIDGE ETHERNET</td> <td>BRIDGE ETHERNET</td> <td>BRIDGE ETHERNET</td> </tr> <tr> <td>SL2</td> <td>SCHEDA POTENZA</td> <td>POWER CARD</td> <td>CARTE DE PUISSANCE</td> <td>TARJETA POTENCIA</td> <td>POWERPLATINE</td> </tr> <tr> <td>T1</td> <td>TRASFORMATORE</td> <td>TRANSFORMER</td> <td>TRANSFORMATEUR</td> <td>TRANSFORMADOR</td> <td>TRASFORMATORE</td> </tr> <tr> <td>TR1</td> <td>AUTOTRASFORMATORE</td> <td>AUTOTRANSFORMER</td> <td>AUTOTRASFORMATEUR</td> <td>AUTOTRANSFORMADOR</td> <td>SPARTTRAFO</td> </tr> <tr> <td>X1</td> <td>MORSETTIERA</td> <td>CONTACTOR</td> <td>BORNIER</td> <td>CONECTOR</td> <td>KLEMMLEISTE</td> </tr> </tbody> </table>										Q	ITALIANO	ENGLISH	FRANCAIS	ESPAÑOL	DEUTSCH	SL3	SCHEDA CONTROLLO	CONTROL BOARD	CARTE DE CONTROLE	TARJETA DE CONTROL	KONTROLL PLATINE	B1	SENSORE VELOCITA MOTORE	MOTOR SPEED SENSOR	CAPTEUR DE VITESSE MOTEUR	SENSOR DE VELOCIDAD MOTOR	GESCHWINDIGKEITSSENSOR	B2,B4	SONDA CAMERA	TEMPERATURE PROBE	SONDE DE CHAMBRE	SONDA CAMARA	GARRAUMTEMPERATURFUHLER	B3	SONDA UMIDITA'	HUMIDITY PROBE	SONDE D'HUMIDITE	SONDA DE HUMEDAD	FEUCHTE PROBE	E1	ELEMENTO RISCALDANTE	HEATING ELEMENT	ELEMENT DE CHAUFFAGE	RESISTENCIA DE CALEFACCION	HEIZUNG	H1,H2	LUCE CAMERA	OVEN LIGHT	ECLAIRAGE DE CHAMBRE	LUZ CAMARA	BELEUCHTUNG	M1	MOTORE	MOTOR	MOTEUR	MOTOR	MOTOR	S1	TERMOSTATO SICUREZZA	SAFETY THERMOSTAT	THERMOSTAT DE SECURITE	TERMOSTATO DE SEGURIDAD	SICHERHEITS THERMOSTAT	S2	MICRO INTERRUPTORE PORTA	DOOR MICROSWITCH	MICROINTERRUPTEUR DE PORTE	MICROINTERRUPTOR PUERTA	TURKONTAKTSCHALTER	X1	CAVO ALIMENTAZIONE + SCHUKO	POWER CORD + SCHUKO	E'PINIE RE ET SCHUKO	CABLE Y ENCHUFE SCHUKO	KABEL UND SCHUKO-STECKER	Y1,Y2	DRY MAXY	DRY MAXY	DRY MAXY	DRY MAXY	DRY MAXY	C1	CONDENSATORE	MOTOR CAPACITOR	CONDENSATEUR	CONDENSADOR	KONDENSATOR	K1	MODULO SSR 25AMP	SSR MODULE 25AMP	SSR MODULE 25AMP	MODULO SSR 25AMP	SSR-MODUL 25AMP	K2	TELERRUTTORE	CONTACTOR	TELERUPTEUR	TELERRUPTOR	RELAIS	SL1	BRIDGE ETHERNET	BRIDGE ETHERNET	BRIDGE ETHERNET	BRIDGE ETHERNET	BRIDGE ETHERNET	SL2	SCHEDA POTENZA	POWER CARD	CARTE DE PUISSANCE	TARJETA POTENCIA	POWERPLATINE	T1	TRASFORMATORE	TRANSFORMER	TRANSFORMATEUR	TRANSFORMADOR	TRASFORMATORE	TR1	AUTOTRASFORMATORE	AUTOTRANSFORMER	AUTOTRASFORMATEUR	AUTOTRANSFORMADOR	SPARTTRAFO	X1	MORSETTIERA	CONTACTOR	BORNIER	CONECTOR	KLEMMLEISTE
Q	ITALIANO	ENGLISH	FRANCAIS	ESPAÑOL	DEUTSCH																																																																																																																													
SL3	SCHEDA CONTROLLO	CONTROL BOARD	CARTE DE CONTROLE	TARJETA DE CONTROL	KONTROLL PLATINE																																																																																																																													
B1	SENSORE VELOCITA MOTORE	MOTOR SPEED SENSOR	CAPTEUR DE VITESSE MOTEUR	SENSOR DE VELOCIDAD MOTOR	GESCHWINDIGKEITSSENSOR																																																																																																																													
B2,B4	SONDA CAMERA	TEMPERATURE PROBE	SONDE DE CHAMBRE	SONDA CAMARA	GARRAUMTEMPERATURFUHLER																																																																																																																													
B3	SONDA UMIDITA'	HUMIDITY PROBE	SONDE D'HUMIDITE	SONDA DE HUMEDAD	FEUCHTE PROBE																																																																																																																													
E1	ELEMENTO RISCALDANTE	HEATING ELEMENT	ELEMENT DE CHAUFFAGE	RESISTENCIA DE CALEFACCION	HEIZUNG																																																																																																																													
H1,H2	LUCE CAMERA	OVEN LIGHT	ECLAIRAGE DE CHAMBRE	LUZ CAMARA	BELEUCHTUNG																																																																																																																													
M1	MOTORE	MOTOR	MOTEUR	MOTOR	MOTOR																																																																																																																													
S1	TERMOSTATO SICUREZZA	SAFETY THERMOSTAT	THERMOSTAT DE SECURITE	TERMOSTATO DE SEGURIDAD	SICHERHEITS THERMOSTAT																																																																																																																													
S2	MICRO INTERRUPTORE PORTA	DOOR MICROSWITCH	MICROINTERRUPTEUR DE PORTE	MICROINTERRUPTOR PUERTA	TURKONTAKTSCHALTER																																																																																																																													
X1	CAVO ALIMENTAZIONE + SCHUKO	POWER CORD + SCHUKO	E'PINIE RE ET SCHUKO	CABLE Y ENCHUFE SCHUKO	KABEL UND SCHUKO-STECKER																																																																																																																													
Y1,Y2	DRY MAXY	DRY MAXY	DRY MAXY	DRY MAXY	DRY MAXY																																																																																																																													
C1	CONDENSATORE	MOTOR CAPACITOR	CONDENSATEUR	CONDENSADOR	KONDENSATOR																																																																																																																													
K1	MODULO SSR 25AMP	SSR MODULE 25AMP	SSR MODULE 25AMP	MODULO SSR 25AMP	SSR-MODUL 25AMP																																																																																																																													
K2	TELERRUTTORE	CONTACTOR	TELERUPTEUR	TELERRUPTOR	RELAIS																																																																																																																													
SL1	BRIDGE ETHERNET	BRIDGE ETHERNET	BRIDGE ETHERNET	BRIDGE ETHERNET	BRIDGE ETHERNET																																																																																																																													
SL2	SCHEDA POTENZA	POWER CARD	CARTE DE PUISSANCE	TARJETA POTENCIA	POWERPLATINE																																																																																																																													
T1	TRASFORMATORE	TRANSFORMER	TRANSFORMATEUR	TRANSFORMADOR	TRASFORMATORE																																																																																																																													
TR1	AUTOTRASFORMATORE	AUTOTRANSFORMER	AUTOTRASFORMATEUR	AUTOTRANSFORMADOR	SPARTTRAFO																																																																																																																													
X1	MORSETTIERA	CONTACTOR	BORNIER	CONECTOR	KLEMMLEISTE																																																																																																																													
D																																																																																																																																		
E																																																																																																																																		
F																																																																																																																																		

	0	1	2	3	4	5	6	7	8	9
A	<h2>Installation</h2>									
B										
C										
D										
E	<p>1. Peel off liner before mounting on heatsink.</p> <p>2. Tighten screws alternately to max. 1.0Nm.</p> <p>3. Insert / remove FASTON receptacle only with RF1 tightened to a surface.</p>									
F	<p><i>N.B.</i></p> <p><i>THERMAL PAD (RIMUOVERE FILM DI PROTEZIONE PRIMA DEL FISSAGGIO)</i></p> <p><i>VII024 VITE DI FISSAGGIO M4x12+FRENAFILETTI</i></p> <p><i>0H1906A0 DISSIPATORE IN ALLUMINIO SSR EVEREO</i></p>									